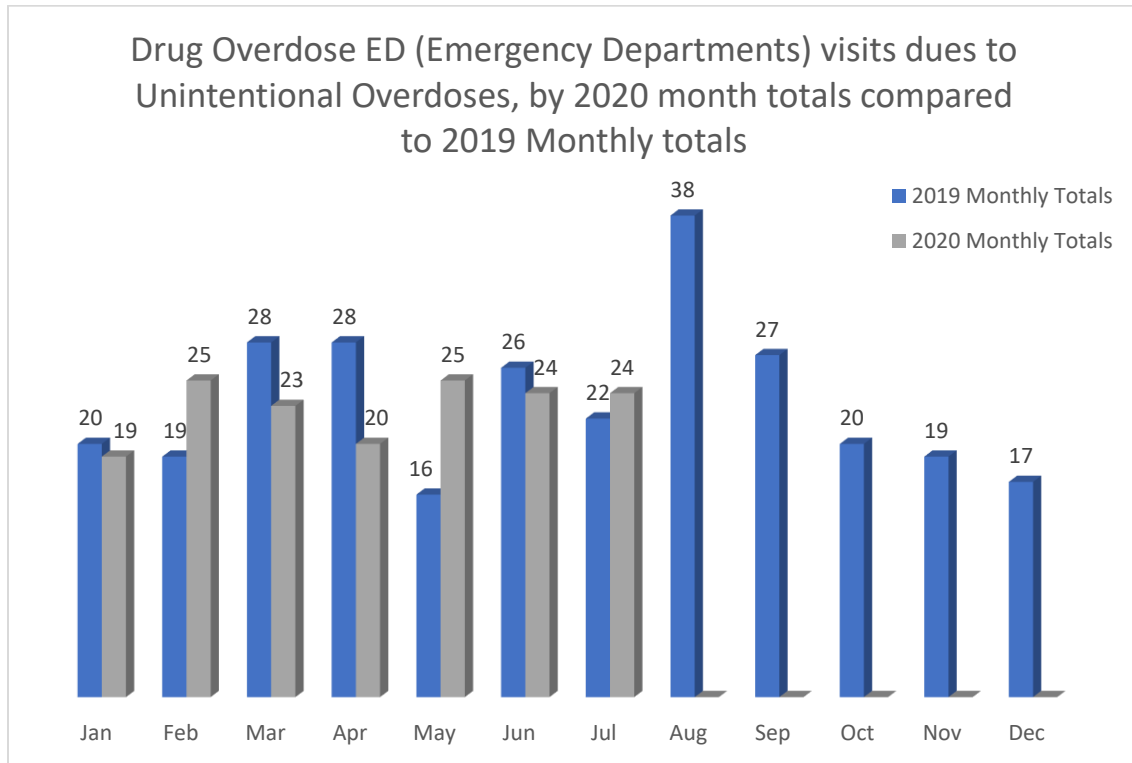


PORTAGE COUNTY DRUG OVERDOSES

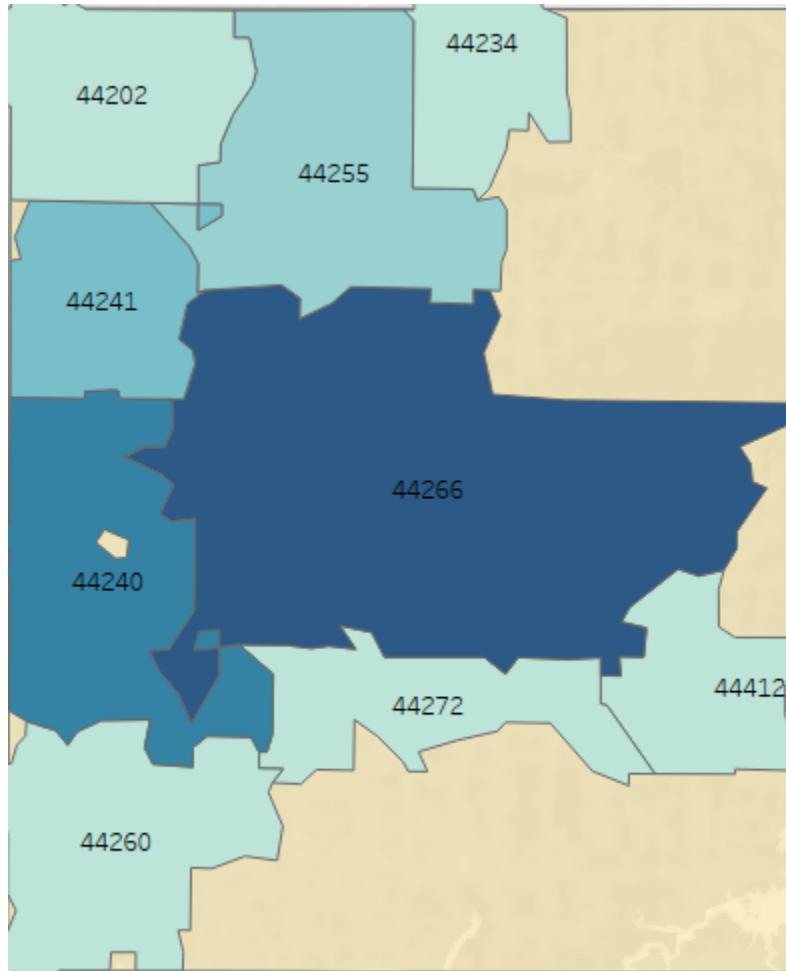
July 2020



2020 ED Overdose Visits by Gender and Age for January through May 2020, Portage County

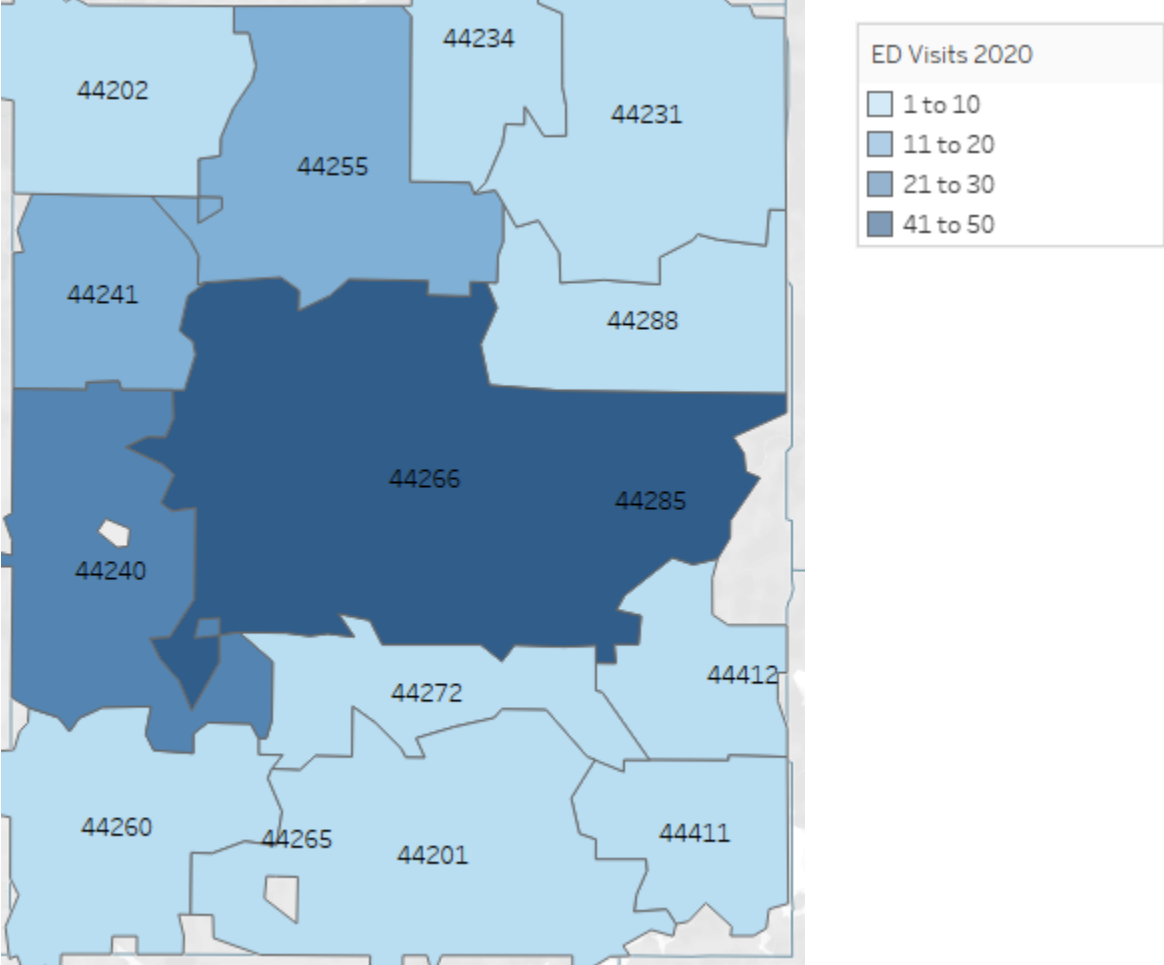
	Female Totals	Male Totals
24 and Under	22	14
25-34	21	40
35-49	16	24
50 and over	14	8
Grand Total	73	86

2020 ED Unintentional Overdoses Visits by Zip Code for July 2020,
Portage County



For the month of July 2020, no area had over 10 residents who visited the ED for unintentional overdose.

2020 ED Unintentional Overdoses Visits by Zip Code for January 2020 to July 2020, Portage County



Definition of Data:

ED visit data are retrieved from the state's EpiCenter surveillance tool. Cases were included in analysis if the case notes for the patient included the term "overdose" or "OD." Where specified, traumatic injuries due to drugs caused by suicide attempts, adverse reactions to normal medications, or accidental overdose of over-the-counter or common drugs such as



HEALTH DISTRICT

Tylenol or insulin were excluded from analysis. Data from the EpiCenter surveillance tool is subject to at least 2 limitations. First, case notes in the EpiCenter tool are limited and often do not include full details of ED visit, such as drug used or intent of use. As such, overdose estimates will include not just opioids, but potentially any drug. Second, case notes are recorded at patient intake and may change from a patient's initial examination to their final diagnosis.

For questions, contact: Penny Paxton, MPH; Epidemiologist at PCHD, 330-296-9919 ext. 152; ppaxton@portagehealth.net